



Sink - MEM

Lavatory spout, wall-mounted without drain - polished chrome

Article number: 13 800 782-00 0010



- 7-7/8" Projection
- Rigid spout
- Rectangular aerated stream
- 1-1/2" hole diameter
- Flange 2-3/8" x 2-3/8"
- 1/2" connection
- Water flow rate limited to max. 1.2 gpm
- lead-free

Codes & Standards

- NSF/ANSI 372
 - California Energy Commission (CEC)
 - ASME A112.18.1/CSA B125.1
 - NSF/ANSI/CAN 61
-
- For Touchfree control please order eSet Touchfree WITH or WITHOUT temperature adjustment



polished chrome

Accessory is required for this item.

Discontinued items available to order until 31.12.9999

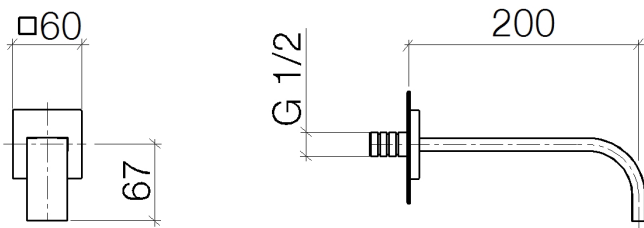


Sink - MEM

Lavatory spout, wall-mounted without drain - polished chrome

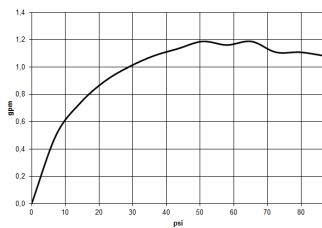
Article number: 13 800 782-00 0010

Dimensional drawing



All dimensions in mm / inch = mm x 0,0394

Flow rate chart





Sink - MEM

Lavatory spout, wall-mounted without drain - polished chrome

Article number: 13 800 782-00 0010

Other surface finishes



platinum matte

13 800 782-06 0010



platinum

13 800 782-08 0010



Brushed Durabrass

13 800 782-28 0010



Dark Platinum matte

13 800 782-99 0010

More custom finish options are available via special production (xTra Service). Please see our finish matrix for availability and pricing or contact a Dornbracht representative.



35 080 970-90 0010

Rough-in adapter -

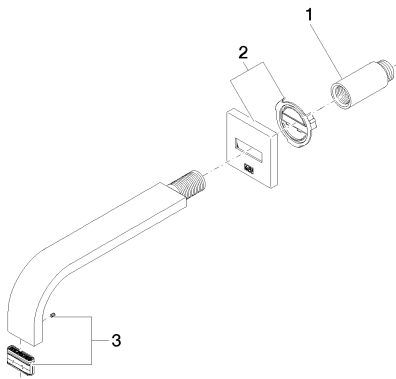


Sink - MEM

Lavatory spout, wall-mounted without drain - polished chrome

Article number: 13 800 782-00 0010

Spare parts list



Number	Item Number	Designation	Number of units
1	09 24 03 081 10 90	extension	1
2	90 27 78 035 00-00	rosette	1
3	90 29 03 118 00 90	aerator	1